

# CONTENT

## **Part I: Introduction**

Nature's Patterns	10
Geometric Symbolism	12
Geometry in Human History	14
Discovery of Platonic Solids	16
The 5 Elements	18
The 5 Senses	20
Plato's World of Forms	22

## **Part II: The Metaphysical**

### **Universe**

What is Metaphysics?	26
The Beginning of Creation	28
The Flower of Life	30
Overview: Platonic solids	32
Platonic Compounds	34
13 Archimedean Solids	36
The Extended Jitterbug	38
Nested Platonic solids	40
Revision of the 5 Elements	42

## **Part III: Light and Sound**

Dimensions of Space	46
2D Inverse Geometry	48
The 2nd Dimension	50
Fractal Geometry	52
The Musical Universe	54
Musical Scales	56
Order out of Chaos	58
Cymatics	60
Harmonic Resonance	62
The Light Universe	64
Visible Light	66
Energy	68
The Eye of God	70

## **Part IV: Space**

Reality Matrix	74
3D Inverse Geometry	76
The System of Reality	78
Octahedral Space	80
Spatial Ordinances	82
The Cubic System	84
Perceiving the 4th Dimension	86
The Hypersphere and Torus	88
Three Hypercubes	90
Internal Geometry I	92
Internal Geometry II	94
6 Polytopes	96
Space-filling solids	98

## **Part V: Consciousness and Existence**

Cycle of Consciousness	102
Existential Dimensions	104
Dimension of Earth	106
Dimension of Fire and Water	108
Dimension of Heaven	110
Dimension of Aether	112
7 Dimensions	114
God	116
The Garden of Eden	118
Ascension and the Afterlife	120

**Part VI: Time**

The Flow of Time	124
Light and Causality	126
Quantised & Continuous Time	128
Quantum Spin	130
Gravitation	132
Spacetime around the Earth	134
Special Relativity	136
The Star of Laxmi	138
The Light Ordinance	140
The Ordinance of Space Perspective	142
Squaring the Circle	144
The Sandreckoner's Diagram	146
Three types of Phi	148
Key Root Numbers	150
Rotational midsections	152
Fibonacci Numbers	154
Akashic Record	156

**Part VII: Manifestation**

The Universe in a Nutshell	162
Galactic Structures	164
Solar Geometry	166
The Atmosphere	168
The Dimension of Life Evolution	170
Biological Dimension	172
Molecular Geometry	174
Atomic Geometry	176
Atomic Radius	178
The Proton and Neutron	180
4D Aether	182
Heat and Colour	184
Photoelectricity	186
Wave-Particle Duality	188
Quantum Superposition	190
Quantum Gravity	192
Beyond Reality	194

**Appendix I: Science**

Scientific Constants	200
Universal Foundations	202
Electromagnetism	203
The Fine Structure Constant	204
The Planck Constant	205
Proton and Electron Mass	206
Cubing the Sphere	207
Mathematics of the Torus	208

**Appendix II: Numbers**

Shape and Number	210
Infinity and Number	211
The Origin of Mathematics	212
Number Structure	214
Folding Number Space	215
Number Waves	216

**Appendix III: Constructions**

The Toolkit	218
Master Template	220
The Tetrahedron & Octahedron	222
The Cube	224
The Dodecahedron	226
The Icosahedron	228
Alternative Constructions	230
Cuboctahedron & Rhombicuboctahedron	232
Rhombic-Dodecahedron & Truncated Octahedron	234

**Appendix IV: Glossary** 237**Appendix V: About** 249

# Revision of the 5 Elements

## A metaphysical map of the Universe



















---

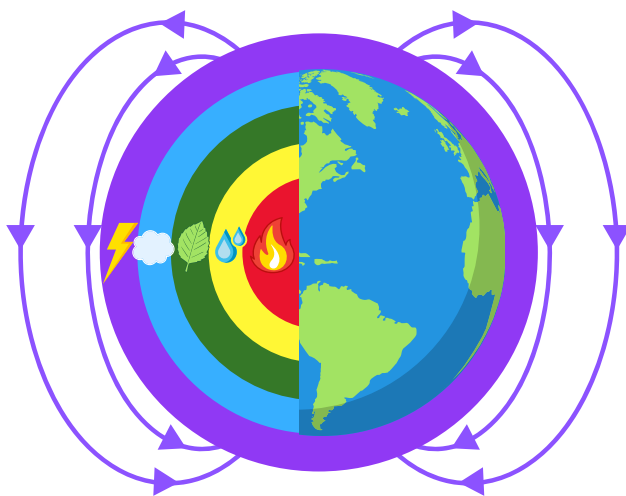
In Metaphysics, matter comes into existence through the enactment of the *5 Elements*, Fire, Water, Earth, Air, and Aether (electricity). The set of 5 Platonic solids nested into three spheres offers a fresh interpretation of the traditional association of these elements to each polyhedron. We assign the Octahedron to Fire, and the Icosahedron to Aether, each occupying its own sphere. Water, Earth, and Air, are now all contained within the middle sphere.

This view makes sense of the natural world as we perceive it. Volcanoes spew out hot magma (Fire) from beneath the Earth's crust, whereas lightening flashes in the sky above (Aether). The midsection of the Icosahedron can be rotated, similar to the electromagnetic field of the atmosphere, which is unified with the rotation of the Earth (page 136). Fire and electricity (Aether) can be harmful to living organisms, and so appear in their own respective spheres. Water, Earth, and Air, are key to sustaining life, represented in the oceans, land, and atmosphere itself. We can interact with these elements directly, thus they all appear within the same sphere. The Tetrahedron is ascribed to Water, which is formed of a tetrahedral molecule, made of two hydrogen, with an oxygen atom at its centre (H<sub>2</sub>O) (page 176). Earth is associated to the Cube, which conforms to the main types of lattice structures produced by crystals and solid compounds. This leaves the Dodecahedron to represent Air, which mainly consists of diatomic oxygen and nitrogen, in about a 20:80 ratio, (1/5 oxygen), indicative of its pentagonal faces (page 170).

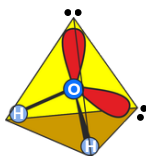
The reason this has not been recognised previously is due to a few assumptions, still prevalent in metaphysical theory today. As the Tetrahedron is the smallest of the solids, it was associated to the first *Element*, Fire, from which chemical transmutations arise. The Dodecahedron and Aether were discovered and conceptualised after the other elements, so they were naturally equated with each other. Today, we have a much deeper understanding of the Universe, which finds a fantastic correlation to this new interpretation of the *5 Elements* and 5 Platonic solids nested into 3 spheres.

## The 5 Elements

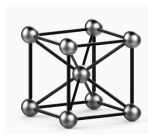
		New view		Old view
Icosahedron Aether				
Dodecahedron Air				
Cube Earth				
Tetrahedron Water				
Octahedron Fire				



**Fire**  
Combustion



**Water**  
H<sub>2</sub>O



**Earth**  
Crystal Lattice



**Air**  
½ Oxygen



**Aether**  
Electricity

# Dimensions of Space

## Translational and Rotational model

---

The world we experience every day is defined by the 3rd dimension of  $x$ ,  $y$ , and  $z$ . But how does 3D space manifest? Mathematically speaking, all dimensions arise from the point, which has no length, width, or depth, and so exhibits zero dimension (0D). If the point moves to a new location, it creates a distance, a line that can be measured (1D). If the line is transposed in parallel, the same distance away from its origin, it forms a square (2D). Similarly, the square can be transformed into a Cube (3D). This motion of the dot, line, and square is called *Translation*, which is the primary concept that governs our view of different types of dimensional space, up to the 3rd. However, there is a shortfall with this interpretation. The point of origin appears at the corner of the Cube, not at its centre. This seems disconnected from the nature of reality, which sees bodies (such as planets) that rotate around a central point.

An alternative to the translational concept of space is the *Rotational model*. Instead of the point moving in a single direction, the dot divides into 2, creating a line in equilibrium with its origin at its centre. Similarly, in science, for each action, there is an equal and opposite reaction. The line rotates around the original dot to form a circle (2D), which flips over its diameter to create a sphere (3D).

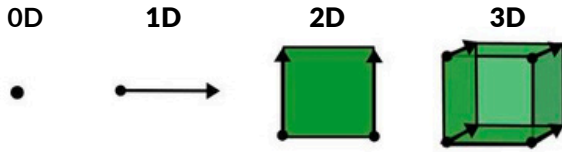
Circles on a 2D plane group together in sets of 7 to manifest the *Seed of Life*, with a hexagon made of six 'petal' shapes spanning its diameter. Each pair can be rotated in 3D space to construct a 3D cross on an  $x$ ,  $y$ , and  $z$  axis, which establishes the *Internal Geometry* of an Octahedron (page 92). This is the only Platonic solid that unifies both triangles and squares within its structure. Therefore, this *Rotational model* is able to manifest the circle, square, and triangle, as well as the sphere and Octahedron. In each case, the *zero point* remains at the centre. As the line rotates to create a  $90^\circ$  cross in 2D space, the quality of the *zero* changes, which we define as  $\theta^2$ . For the 3D cross, *zero* at the centre becomes  $\theta^3$ . Combined with the *Translational model*, this gives rise to an Octahedron ( $\theta^3$ ) nested inside a Cube ( $1^3$ ), which are found in the beginning of the nested set of Platonic solids (page 40).

## Dimensions of Space

---

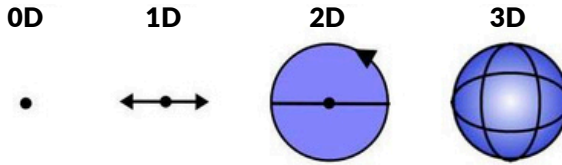
### Translational Model: Cube

---



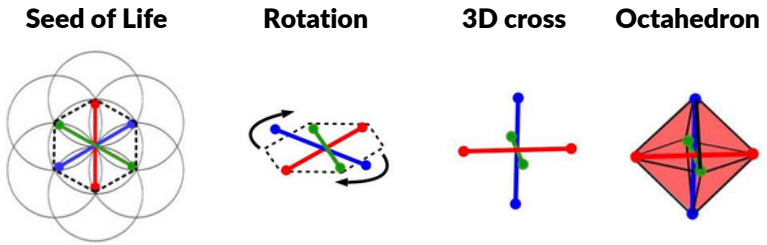
### Rotational Model: Circle

---

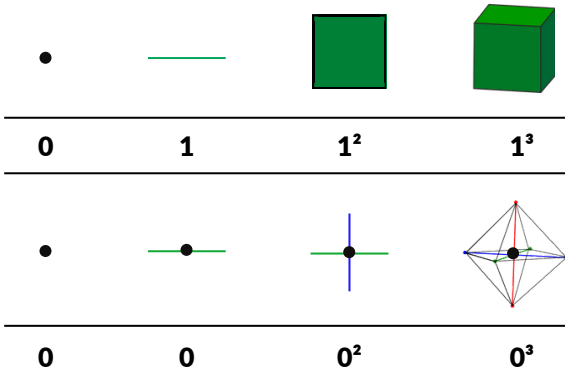


### Rotational Model: Octahedron

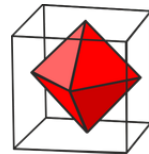
---



## Mathematics of Space



$$0^3 + 1^3$$



**Octahedron  
nested in Cube**  
*Platonic Dual*

# Atomic Geometry

## The structure of Electron Orbitals

---

The *Matter Universe* is formed from just 81 stable elements. Each is a different type of atom, which is defined by the number of protons, neutrons, and electrons. With over 99% of its mass being held within the tiny nucleus, the surrounding electron cloud gives each atom its spatial structure and quality, which enables them to form bonds. Electrons are quantised into shells, discrete energy states where they can exist. These come in four geometric arrangements, called S, P, D and F-orbitals. Each holds an electron pair with UP and DOWN quantum spin value (page 130). In simple terms, S-orbitals form a *sphere*, P-orbitals appear as two lobes either side of the nucleus, a *line*. D-orbitals express four lobes forming a *cross*, and finally F-orbitals have six, generating a *hexagon*. Once this boundary is reached, the structure of the atom completes.

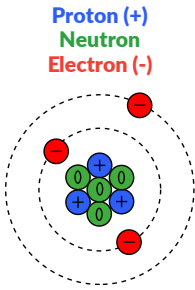
Orbital sets combine to express the geometry of various 3D solids. After the sphere (S-orbital), three P-orbitals orientate at 90°, creating the 3D cross of an Octahedron. This arrangement follows the emergence of the Octahedron from the 2D plane (page 46). Once complete, the atom becomes a non-reactive noble gas, defining the boundary between shells. Only electrons with higher atomic numbers can form bonds beyond each completed Octahedron.

D-orbitals combine to create the *Internal Geometry* of a Cube. Its 5th Torus orbital is represented by the Rhombicuboctahedron. Together, they create the projection of a 4D Hypercube (page 142).

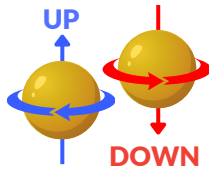
F-orbitals match the hexagonal structure of the Cuboctahedron. It collapses through the *Jitterbug* into an Icosahedron, representative of its double Torus orbital. Finally, its star-tetrahedral orbitals define the Cube that encompasses the Cuboctahedron (page 76).

As these sets combine, a new orbital type is added to each shell, creating the square number series (page 210), with a maximum of 32 electrons. It equates to the number of corners of a Dodecahedron-Icosahedron compound, the template of the 6D Cube. Thus, geometric principles structure the electron cloud. From the rotation of the *Seed of Life*, the Octahedron manifests, expanding into higher dimensions to generate the foundations of all matter.

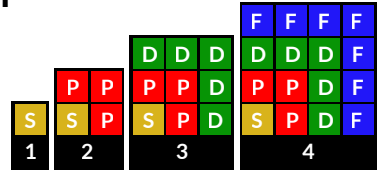
# The Atom



Atom



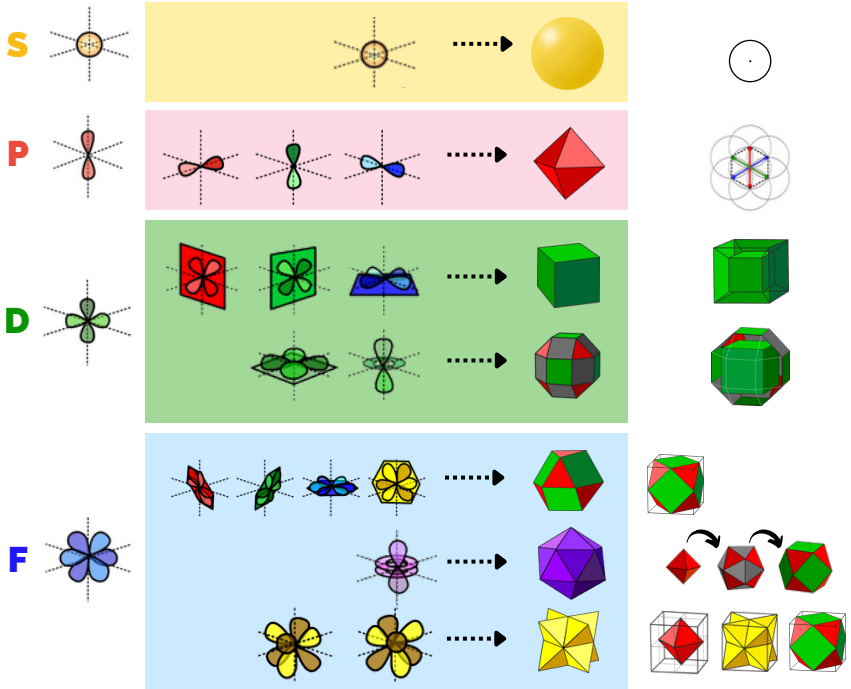
Electron pair (S)




Electron pairs			
1 <sup>2</sup>	2 <sup>2</sup>	3 <sup>2</sup>	4 <sup>2</sup>
Electrons			
2	8	18	32

Orbital Pattern

## Electron Orbitals



## Noble gases



# The Tetrahedron & Octahedron

From the Trinity & Seed of Life

---

The Octahedron and Tetrahedron are the first polyhedra to appear in the nested set. Both templates arise out of the triangular plane, which is simply created from the *Seed of Life*. Following the *Master Template* (page 220), each side is derived from the diagonal of the square, where the Tetrahedron ( $\sqrt{2}$ ) is double the length of the Octahedron ( $\sqrt{0.5}$ ).

The simplest template to construct is the Tetrahedron, which naturally comes out of the *Trinity*. Begin, by opening the compass to the relative distance of  $\sqrt{2}$  [1.1]. Draw the *Vesica Piscis* [1.2], and place the compass on one of the nodes to create a third circle, which completes the *Trinity* [1.3]. Connect all nodes to outline a large triangle, divided into 4 smaller parts [1.4] to complete the template [1.5]. Highlight these triangles with a dark pen and add tabs on every other face. Erase the pencil drawings, cut out, fold, and glue to form the Tetrahedron [1.6].

For the Octahedron, start with a compass opening of  $\sqrt{0.5}$  [2.1], and draw the *Vesica Piscis* [2.2]. Continue drawing overlapping circles centred on the nodes that form around the central circle to create the *Seed of Life* [2.3]. Connect the nodes to create the triangular template [2.4]. Add the tabs, cut [2.5], fold, and glue [2.6].

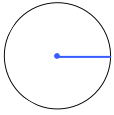
For the nested set, leave one face of the Tetrahedron open, so the Octahedron can be placed inside. Additionally, you can create another small 4 Tetrahedra with a side of  $\sqrt{0.5}$ , the same length as the Octahedron. These can be glued onto each face of the larger Tetrahedron to produce the Star-Tetrahedron.

The Tetrahedron can also be created by combining an Octahedron with these 4 small Tetrahedra, to form the template for the *Dimension of Water*. Adding another 4 to the remaining faces of the Octahedron generates the Star-Tetrahedron, which models the *Ordinance of the Dimension of Water*. 6 Octahedra produce a larger Octahedron, which illustrates the *Dimension of Fire*. The 8 small Tetrahedra can be inserted into the spaces of each side. These can be joined by inserting pipe cleaners into each corner, generating the Cuboctahedron of the *Ordinance of Light* (page 82).

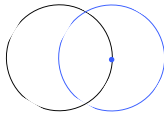
## The Tetrahedron template

1.1

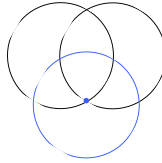
ONE =  $\sqrt{2}$



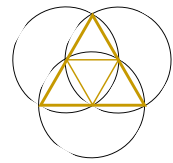
1.2



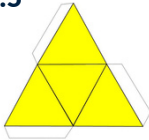
1.3



1.4



1.5



Template

1.6



Folding

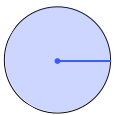


Tetrahedron

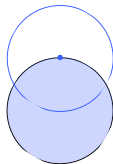
## The Octahedron template

2.1

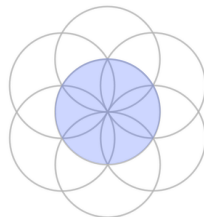
ONE =  $\sqrt{0.5}$



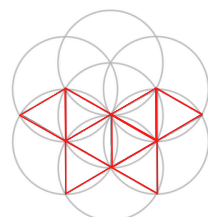
2.2



2.3



2.4

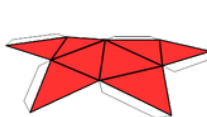


2.5

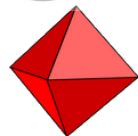
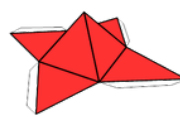


Template

2.6

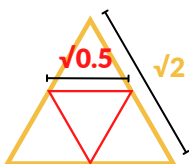
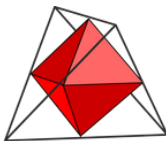


Folding

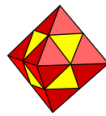


Octahedron


## Nesting



## Dimensions of Existence



Dimension of Fire



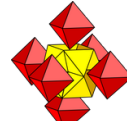
Dimension of Water



## Ordinances



Ordinance of Water



Ordinance of Light